

# Ninja ZX10R




**Kawasaki**  
Let the Good Times Roll



# SPECIFICATION

DIMENSIONS	
Overall length	2,085 mm
Overall width	750 mm
Overall height	1,185 mm
Wheelbase	1,450 mm
Road clearance	135 mm
Seat height	835 mm
Curb mass	
ZX1002M	205 kg
Fuel tank capacity	17 litres
FRAME	
Type	Twin spar, cast aluminium
Suspension: Front	ø43 mm inverted fork (BFF) with external compression chamber, compression and rebound damping and spring preload adjustability, and top-out springs
Rear	Horizontal Back-link, BFRc lite gas-charged shock with piggyback reservoir, compression and rebound damping and spring preload adjustability, and top-out spring
Wheel travel: Front	120 mm
Rear	115 mm
Caster (Rake angle)	25.0°
Trail	105 mm
Steering angle (left/right)	27° / 27°
Tyre: Front	120/70ZR17M/C (58W)
Rear	190/55ZR17M/C (75W)
Brakes: Front Type	Dual semi-floating ø330 mm Brembo discs (Effective diameter: ø304 mm)
Caliper	Dual radial-mount, Brembo M50 monobloc, opposed 4-piston
Rear Type	Single ø220 mm disc (Effective diameter: ø186 mm)
Caliper	Single-bore pin-slide

## KAWASAKI TECHNOLOGY




Ninja ZX-10R




Lime Green/Ebony/Pearl Blizzard White

ENGINE	
Type	Liquid-cooled, 4-stroke In-Line Four
Valve system	DOHC, 16 valves
Bore x Stroke	76.0 x 55.0 mm
Displacement	998 cm <sup>3</sup>
Compression ratio	13.0:1
Fuel supply	Fuel injection: ø47 mm x 4 with dual injection
Lubrication system	Forced lubrication, wet sump with air-cooled oil cooler
Starting system	Electric
Ignition system	Digital
DRIVETRAIN	
Driving system	Chain
Transmission	6-speed, return
Gear ratios:	
1st	2.600 (39/15)
2nd	2.158 (41/19)
3rd	1.882 (32/17)
4th	1.650 (33/20)
5th	1.476 (31/21)
6th	1.304 (30/23)
Primary reduction ratio	1.681 (79/47)
Final reduction ratio	2.412 (41/17)
Clutch type (Primary)	Wet multi-disc, manual
PERFORMANCE	
Max. power	149.3 kW (203 PS) / 13,200 min <sup>-1</sup>
Max. power with Ram Air	156.8 kW (213 PS) / 13,200 min <sup>-1</sup>
Max. torque	114.9 N·m (11.7 kgf·m) / 11,400 min <sup>-1</sup>



Powerful 998cc Liquid-Cooled, 4-Stroke Inline Four



Aluminium Twin-spar Frame / Aluminium Swing-arm



Advance Showa BFF (Balance Free Front Fork)

High-performance Brembo Brake System

